

# Summer Lighting Promotion

## Signify

### Scratch to Win:

Prizes Include: Blackstone Griddle, Grizzly Cooler, Tumblers, T-shirts and More



### Buy More Scratch More :

Spend \$100 on Signify products and receive 1 ticket

Spend \$200 on Signify products and receive 3 tickets

Spend \$500 on Signify and Lutron product and receive 10 tickets.

Orders must have at least \$250 in Signify product.  
See back for eligible Lutron product.

THIS PROMOTION RUNS THROUGH JULY 31ST, 2024

Visit us at [ColonialElectricSupply.com](http://ColonialElectricSupply.com)



colonial electric supply  
Since 1972...Powered by Excellence!



Single qualified order allowed daily per account. Order must contain products listed in this brochure to qualify. Supply is limited. Promotion is available while supplies last. Colonial reserves the right to amend this promotion at any time.

# FLOODS LIGHTS




## • Stonco SlimFlood Dual Select

The SlimFlood dual select offers energy saving LED technology along with field selectable color and wattage. Versatile and stylish with seven different sizes to choose from, provides application flexibility for ground, wall or pole mounting installations. Ideal for sign lighting, building facades, security lighting, and general purpose floodlighting applications.

| DESCRIPTION                     | WATTS   | LUMENS               | CCT               | SKU         | SALE PRICE |
|---------------------------------|---|----------------------|-------------------|-------------|------------|
| SIGSF15SCTKG210BZ LED FLOOD     | 15  | 2,175                | 3000K/4000K/5000K | 19009619600 | \$52.00    |
| SIGSF15SCTYG210BZ LED FLOOD     | 15  | 2,175                | 3000K/4000K/5000K | 19009619601 | \$49.67    |
| SIGSF35SCTKG210PCBBZ LED FLOOD  | 15/25/35  | 2,370/3,800/5,075    | 3000K/4000K/5000K | 19009619602 | \$54.33    |
| SIGSF35SCTYG210PCBBZ LED FLOOD  | 15/25/36  | 2,370/3,800/5,076    | 3000K/4000K/5000K | 19009619603 | \$52.00    |
| SIGSF60SCTKG210PCBBZ LED FLOOD  | 15/35/60  | 2,370/5,320/8,700    | 3000K/4000K/5000K | 19009619604 | \$71.00    |
| SIGSF100SCTSG210PCBBZ LED FLOOD | 60/80/100   | 9,540/12,320/14,800  | 3000K/4000K/5000K | 19009619606 | \$128.33   |
| SIGSF100SCTTG210PCBBZ LED FLOOD | 60/80/100   | 9,540/12,320/14,800  | 3000K/4000K/5000K | 19009619607 | \$117.00   |
| SIGSF150SCTSG210PCBBZ LED FLOOD | 100/120/150                                       | 15,800/18,240/21,750 | 3000K/4000K/5000K | 19009619608 | \$155.67   |
| SIGSF150SCTTG210PCBBZ LED FLOOD | 100/120/150                                       | 15,800/18,240/21,750 | 3000K/4000K/5000K | 19009619609 | \$144.33   |
| SIGSF205SCTSG210BZ LED FLOOD    | 120/150/205                                       | 18,600/22,500/29,725 | 3000K/4000K/5000K | 19009619610 | \$229.00   |
| SIGSF205SCTTG210BZ LED FLOOD    | 120/150/205                                       | 18,600/22,500/29,725 | 3000K/4000K/5000K | 19009619611 | \$218.00   |
| SIGSF300SCTSG210BZ LED FLOOD    | 205/255/300                                       | 31,775/38,250/43,500 | 3000K/4000K/5000K | 19009619612 | \$328.67   |
| SIGSF300SCTTG210BZLED FLOOD     | 205/255/300                                       | 31,775/38,250/43,500 | 3000K/4000K/5000K | 19009619613 | \$317.33   |
| SIGSF205300PCB PHOTO CONTROL    | FIELD INSTALLABLE PHOTO CONTROL FOR SF205 & SF300 |                      |                   | 19009619614 | \$26.67    |



# FLAT PANELS



## Selectable Backlit Panel

Make the **easy selection** and carry less stock with more options.

### Why choose Selectable Backlit Panel?

- 3 color temperature selections, 3 wattage choices, and 3 sizes available
- Numerous options for your customers, while keeping inventory levels and SKU count low
- Available for use in recessed, suspended and surface mount applications

### • Day-Brite/CFI Selectable Backlit Panel



Day-Brite/CFI Selectable backlit panel is a highly versatile luminaire designed to provide three lumen and three CCT packages per size. Available for use in recessed and surface mount applications, the SBP is a versatile luminaire that is ideal for general lighting applications such as open office, schools, healthcare, and retail.

| DESCRIPTION                    | WATTS    | LUMENS            | CRI | CCT               | SKU         | SALE PRICE |
|--------------------------------|----------|-------------------|-----|-------------------|-------------|------------|
| SIG1SBP3040L8CS4UNVDIM 1X4 LED | 31/29/30 | 3,483/3,640/3,464 | 80  | 3500K/4000K/5000K | 19009613099 | \$48.00    |
|                                | 34/33/34 | 3,841/4,047/3,824 | 80  | 3500K/4000K/5000K |             |            |
|                                | 37/36/39 | 4,293/4,443/4,167 | 80  | 3500K/4000K/5000K |             |            |
| SIG2SBP3040L8CS2UNVDIM 2X2 LED | 30/28/30 | 3,260/3,434/3,296 | 80  | 3500K/4000K/5000K | 19009613100 | \$44.79    |
|                                | 33/32/33 | 3,597/3,819/3,641 | 80  | 3500K/4000K/5000K |             |            |
|                                | 39/36/37 | 4,247/4,207/4,006 | 80  | 3500K/4000K/5000K |             |            |
| SIG2SBP3550L8CS4UNVDIM 2X4 LED | 34/33/35 | 4,138/4,260/4,149 | 80  | 3500K/4000K/5000K | 19009613101 | \$68.00    |
|                                | 38/37/39 | 4,570/4,718/4,566 | 80  | 3500K/4000K/5000K |             |            |
|                                | 51/47/50 | 5,697/5,847/5,548 | 80  | 3500K/4000K/5000K |             |            |



COLONIAL ELECTRIC



# ROUND HIGH BAY

## HCY Sealed High Bay

Modern design and **energy savings**

A great new look with no more sacrifices and dependability you can trust.

HCY14/HCY21



### Why choose HCY Sealed High Bay?

- Lumen Selectable
- Field selectable color 4000K or 5000K
- Corrosion resistant black finish
- Heavy duty eyelet provided for connection to customer supplied suspension
- Accessory options of polycarbonate reflector and surface mount bracket
- Listed cULus for use in wet locations up to 50°C ambient, and IP65 rated



### Day-Brite/CFI HCY Sealed High Bay



The Day-Brite / CFI HCY sealed high bay is an ideal choice where functional high bay lighting is needed with an aesthetic appeal. The round form factor lends itself to retail and institutional applications.

| DESCRIPTION               | WATTS   | LUMENS        | CRI | CCT         | SKU         | SALE PRICE |
|---------------------------|---------|---------------|-----|-------------|-------------|------------|
| SIGHCY1421L8CSTUN3DIM LED | 101/102 | 15,292/15,111 | 80  | 4000K/5000K | 19009613164 | \$125.33   |
|                           | 136/144 | 20,405/20,887 | 80  | 4000K/5000K |             |            |
| SIGHCY2833L8CSTUN3DIM LED | 198/208 | 28,744/29,303 | 80  | 4000K/5000K | 19009613165 | \$173.33   |
|                           | 237/237 | 34,201/33,244 | 80  | 4000K/5000K |             |            |



coloniaelectric.com



# LENSED STRIPS/CHANNELS



## SDS Selectable Strip

**Economical luminaire** delivering the right light



### Why choose SDS Selectable LED Strip?

- Simple form
- Convenient specification
- Ease of installation
- Ease of maintenance
- Durable construction
- Simple mounting method
- Frosted glare-free lens
- CCT & Lumen selectability

### • Day-Brite/CFI SDS Selectable Strip



The SDS Selectable Strip LED from Day-Brite/CFI is an economical, lumen and CCT field selectable luminaire which can be used for commercial or residential applications.

| DESCRIPTION                         | WATTS | LUMENS            | CRI | CCT               | SKU         | SALE PRICE |
|-------------------------------------|-------|-------------------|-----|-------------------|-------------|------------|
| SIGSDS21224L8CSTUNVDIM 2' LED STRIP | 11    | 1,315/1,313/1,310 | 80  | 3500K/4000K/5000K | 19009613156 | \$44.00    |
|                                     | 16    | 1,888/1,888/1,889 | 80  | 3500K/4000K/5000K |             |            |
|                                     | 21    | 2,460/2,464/2,467 | 80  | 3500K/4000K/5000K |             |            |
| SIGSDS42448L8CSTUNVDIM 4' LED STRIP | 21    | 2,663/2,681/2,699 | 80  | 3500K/4000K/5000K | 19009613157 | \$62.67    |
|                                     | 31    | 3,850/3,878/3,902 | 80  | 3500K/4000K/5000K |             |            |
|                                     | 41    | 5,036/5,074/5,112 | 80  | 3500K/4000K/5000K |             |            |
| SIGSDS84998L8CSTUNVDIM 8' LED STRIP | 40    | 4,903/4,936/4,969 | 80  | 3500K/4000K/5000K | 19009613158 | \$120.00   |
|                                     | 59    | 7,164/7,213/7,261 | 80  | 3500K/4000K/5000K |             |            |
|                                     | 79    | 9,337/9,407/9,477 | 80  | 3500K/4000K/5000K |             |            |

# OUTDOOR LIGHTING



## • Stonco Wall Mount SL Security Light

The Stonco LED Security Light is an economical solution delivering the right light required for commercial or residential applications. It's reliable LED technology, ensures maintenance-free installation and a long lifetime.

| DESCRIPTION               | WATTS | LUMENS            | CRI | CCT               | SKU         | SALE PRICE |
|---------------------------|-------|-------------------|-----|-------------------|-------------|------------|
| SIGSL20SCTG18WH LED FLOOD | 20    | 2,200/2,600/2,300 | 80  | 3000K/4000K/5000K | 19009619679 | \$60.00    |



## Wall Pack LED dual select

**Classic design meets LED technology**

The new Wall Pack dual select helps you upgrade from costly HID fixtures with confidence.




## • Stonco Wall Pack DualSelect

Stonco LED Wall Pack DualSelect family features energy saving LED technology ideal for wall mounted applications. The Wall pack DualSelect is available in two sizes to accommodate multiple mounting heights.

| DESCRIPTION                     | WATTS | LUMENS               | CRI | CCT               | SKU         | SALE PRICE |
|---------------------------------|-------|----------------------|-----|-------------------|-------------|------------|
| SIGWP60SCTG210BZ LED WALL PACK  | 28    | 3,860/4,060/3,920    | 80  | 3000K/4000K/5000K | 19009613133 | \$109.33   |
|                                 | 40    | 5,280/5,720/5,360    | 80  | 3000K/4000K/5000K |             |            |
|                                 | 60    | 7,380/8,160/7,680    | 80  | 3000K/4000K/5000K |             |            |
| SIGWP100SCTG210BZ LED WALL PACK | 70    | 9,240/10,080/9,800   | 80  | 3000K/4000K/5000K | 19009613134 | \$181.33   |
|                                 | 80    | 10,240/11,360/10,960 | 80  | 3000K/4000K/5000K |             |            |
|                                 | 90    | 11,250/12,330/11,970 | 80  | 3000K/4000K/5000K |             |            |
|                                 | 100   | 12,300/13,600/12,800 | 80  | 3000K/4000K/5000K |             |            |



# DOWNLIGHTS



## • Lightolier LED Dual Select

Type A is a ballast driven lamp where as type B is a direct wiring version in 3 different varieties: Single Ended Power, Double Ended Power, or Universal single or double ended power.

### Direct Mount Downlights

| DESCRIPTION               | WATTS | LUMENS | CRI | CCT           | SKU         | SALE PRICE |
|---------------------------|-------|--------|-----|---------------|-------------|------------|
| SIGDL3R4ESCT1W 3" LED DL  | 8     | 400    | 90  | 2700-5000K*** | 19009619623 | \$17.33    |
| SIGDL4R7ESCT1W 4" LED DL  | 11    | 700    | 90  | 2700-5000K*** | 19009613191 | \$14.67    |
| SIGDL6R11ESCT1W 6" LED DL | 15    | 1,100  | 90  | 2700-5000K*** | 19009613193 | \$18.67    |

\* 120V TRIAC TO 5% DIMMING

\*\*\*CCT Selectable Range: 2700K/3000K/3500K/4000K/5000K

| DESCRIPTION                  | WATTS | LUMENS    | CRI | CCT           | SKU         | SALE PRICE |
|------------------------------|-------|-----------|-----|---------------|-------------|------------|
| SIGDL3RSLMZ10SCTUW 3" LED DL | 6/8   | 370/500   | 90  | 2700-5000K*** | 19009613190 | \$ 17.33   |
| SIGDL4RSLMZ10SCTUW 4" LED DL | 9/11  | 540/700   | 90  | 2700-5000K*** | 19009613192 | \$18.67    |
| SIGDL6RSLMZ10SCTUW 6" LED DL | 13/15 | 900/1,100 | 90  | 2700-5000K*** | 19009613194 | \$22.67    |

\*\*120/277V 0-10VDIMMING

\*\*\*CCT Selectable Range: 2700K/3000K/3500K/4000K/5000K

### Direct Mount Gimbal

| DESCRIPTION                   | WATTS | LUMENS | CRI | CCT           | SKU         | SALE PRICE |
|-------------------------------|-------|--------|-----|---------------|-------------|------------|
| SIGGB3R4ESCT1W 3" LED GIMBAL  | 8     | 400    | 90  | 2700-5000K*** | 19009619622 | \$21.00    |
| SIGGB4R7ESCT1W 4" LED GIMBAL  | 11    | 700    | 90  | 2700-5000K*** | 19009613186 | \$18.20    |
| SIGGB6R11ESCT1W 6" LED GIMBAL | 15    | 1,100  | 90  | 2700-5000K*** | 19009613188 | \$22.40    |

\* 120V TRIAC TO 5% DIMMING

\*\*\*CCT Selectable Range: 2700K/3000K/3500K/4000K/5000K

| DESCRIPTION                      | WATTS | LUMENS    | CRI | CCT           | SKU         | SALE PRICE |
|----------------------------------|-------|-----------|-----|---------------|-------------|------------|
| SIGGB3RSLMZ10SCTUW 3" LED GIMBAL | 6/8   | 370/500   | 90  | 2700-5000K*** | 19009613185 | \$21.00    |
| SIGGB4RSLMZ10SCTUW 4" LED GIMBAL | 9/11  | 540/700   | 90  | 2700-5000K*** | 19009613187 | \$22.40    |
| SIGGB6RSLMZ10SCTUW 6" LED GIMBAL | 13/15 | 900/1,100 | 90  | 2700-5000K*** | 19009613189 | \$26.60    |

\*\*120/277V 0-10VDIMMING

\*\*\*CCT Selectable Range: 2700K/3000K/3500K/4000K/5000K

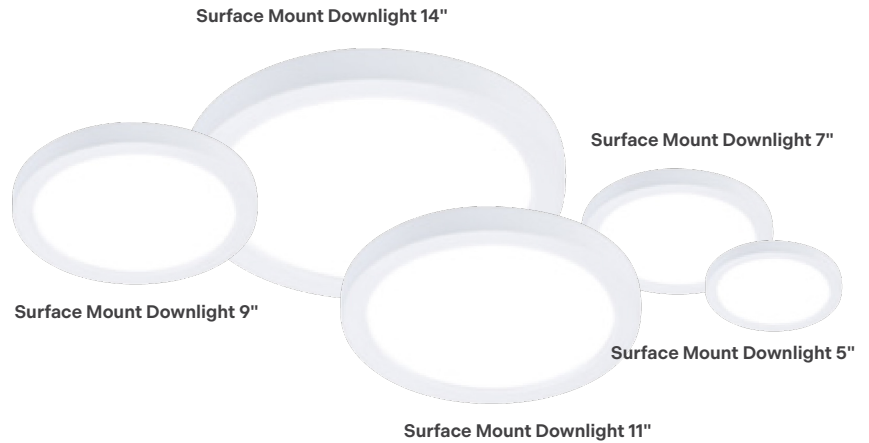


# SURFACE MOUNT TRIMS

## Surface Mount Downlight

The shallow ceiling **problem**

**solver** Ideal when faced with a challenging ceiling,



### Why choose Surface Mount Downlight?

- Easy to install on standard J-boxes
- Surface mount downlight solves the problem of limited plenum space
- Glare controlling lens for comfortable light distribution
- Affordable alternative to Air-Seal IC recessed housings
- Support wire attached for easy installation
- ENERGY STAR and Title 24 listed



### • Lightolier Surface Mount Dual Select

Lightolier LED Surface Mount Downlight dual select downlight is a perfect problem solver fixture. When you are faced with a challenging ceiling, but want a nice LED downlight, this is the perfect product for you. The CCT and Lumen selection features make it easy to adjust at the time of installation.

| DESCRIPTION                 | WATTS | LUMENS   | CRI | CCT            | SKU         | SALE PRICE |
|-----------------------------|-------|----------|-----|----------------|-------------|------------|
| SIGSD5R7ESCT1W 5" LED*      | 9/11  | 540/700  | 90  | 2700K–5000K*** | 19009613178 | \$16.80    |
| SIGSD5RSLMZ10SCTUW 5" LED** | 9/11  | 540/700  | 90  | 2700K–5000K*** | 19009613179 | \$19.60    |
| SIGSD7R10ESCT1W 7" LED*     | 12/14 | 800/1000 | 90  | 2700K–5000K*** | 19009613180 | \$21.00    |
| SIGSD7RSLMZ10SCTUW 7" LED** | 12/14 | 800/1000 | 90  | 2700K–5000K*** | 19009613181 | \$23.80    |

\* 120V TRIAC TO 5% DIMMING  
\*\*120/277V 0-10VDIMMING

\*\*\*CCT Selectable Range: 2700K/3000K/3500K/4000K/5000K

# T8 RETROFIT LAMPS



## • T8 Retrofit Lamps

Type A is a ballast driven lamp where as type B is a direct wiring version in 3 different varieties: Single Ended Power, Double Ended Power, or Universal single or double ended power.

### Type A

| DESCRIPTION                   | WATTS | LUMENS | CCT   | SKU         | SALE PRICE |
|-------------------------------|-------|--------|-------|-------------|------------|
| SIG14T8COR48-830IF20GDIM 10/1 | 14    | 2,000  | 3000K | 04667747009 | \$5.79     |
| SIG14T8COR48-835IF20GDIM 10/1 | 14    | 2,000  | 3500K | 04667747010 | \$5.79     |
| SIG14T8COR48-840IF21GDIM 10/1 | 14    | 2,100  | 4000K | 04667747011 | \$5.79     |
| SIG14T8COR48-850IF21GDIM 10/1 | 14    | 2,100  | 5000K | 04667747012 | \$5.79     |

### Type B

| DESCRIPTION                  | WATTS | LUMENS | CCT   | SKU         | SALE PRICE |
|------------------------------|-------|--------|-------|-------------|------------|
| SIG16.5T8CNG48-835MF20G 25/1 | 17    | 2,000  | 3500K | 04667757904 | \$4.99     |
| SIG16.5T8CNG48-840MF21G 25/1 | 17    | 2,100  | 4000K | 04667757905 | \$4.99     |
| SIG16.5T8CNG48-850MF21G 25/1 | 17    | 2,100  | 5000K | 04667757906 | \$4.99     |

## • CorePro MainsFit T8

The CorePro MainsFit (UL Type B) lamps are designed to be the perfect retrofit solution to move from traditional fluorescent lamps to energy saving LEDs. This ballast bypass lamp has everything needed built into the lamp with proven energy savings, long life (up to 50k hours), surge suppression and industry leading safety features.

| DESCRIPTION                | WATTS | LUMENS | CCT                           | SKU         | SALE PRICE |
|----------------------------|-------|--------|-------------------------------|-------------|------------|
| SIG14.5T8COR485CCTMF18GDIM | 15    | 1,800  | 3000K/3500K/4000K/5000K/6500K | 04667757967 | \$8.57     |

# SIGNIFY LAMPS

• Signify Ready-to-Go Lighting



| ITEM    | DESCRIPTION                         | WATTS | LUMENS | CCT   | SKU         | SALE PRICE |
|---------|-------------------------------------|-------|--------|-------|-------------|------------|
| A19     | SIG8.8A19LED930FRGLASSE26DIM1FBT20  | 8     | 800    | 3000K | 04667757857 | \$1.86     |
|         | SIG9.5A19LED930FRGLASSE26DIM1FBT20  | 10    | 1,100  | 3000K | 04667757859 | \$3.36     |
|         | SIG12A19LED930FRGLASSE26DIM1FBT20   | 12    | 1,600  | 3000K | 04667757862 | \$5.70     |
| BR30    | SIG7.2BR30PER930PE26DIM 61FB T20    | 7     | 650    | 3000K | 04667754590 | \$4.43     |
| BR40    | SIG8.8BR40PER930PE26DIM61FBT20      | 9     | 800    | 3000K | 04667754742 | \$6.04     |
| PAR20   | SIG7PAR20LEDF25830E26GLDIM120V61    | 7     | 500    | 3000K | 04667756806 | \$7.86     |
| PAR30 L | SIG9.4PAR30LCOR930F40DIM120VT2061FB | 9     | 850    | 3000K | 04667754697 | \$10.71    |
| PAR30 S | SIG9.4PAR30SCOR930F40DIM120VT2061FB | 9     | 850    | 3000K | 04667754699 | \$10.71    |
| PAR38   | SIG13PAR38LED940F40DIMGULWT20 61FB  | 13    | 1,200  | 3000K | 04667756781 | \$10.00    |
|         | SIG14PAR38COR930F40DIM120V T20 61FB | 14    | 1,300  | 4000K | 04667754695 | \$11.43    |



04667757857  
04667757859  
04667757862



04667754590



04667754742



04667756806



04667754697  
04667754699



04667756781  
04667754695



coloniaelectric.com



# VAPOR TIGHT

## VTS Sealed Strip

**Dual selectable** sealed strip for indoor and outdoor applications

Sealed Strip luminaire offers rugged reliability, selectability and the efficiency your successful business requires.



### Why choose VTS Sealed Strip?

- Ideally suited for use in refrigerated cold storage, industrial, parking garage, and canopy applications.
- Acceptable for outdoor as well as indoor installations.
- Can be surface mounted on ceilings or walls, or suspended via brackets, chain or cables (2ft, 4ft or 8ft option).
- Selectable (3500, 4000 or 5000K) default setting is 4000K correlated color temperature (CCT) with max available power.



### • VTS Sealed Strip



Dual selectable sealed strip for indoor and outdoor applications offers rugged reliability, selectability, and efficiency.

| DESCRIPTION                    | WATTS    | LUMENS              | CRI | CCT               | SKU         | SALE PRICE |
|--------------------------------|----------|---------------------|-----|-------------------|-------------|------------|
| SIGVTS22028L8CSTUN3DIM 2' LED  | 14/17/21 | 2,000/2,400/2,800   | 80  | 3500K/4000K/5000K | 19009619651 | \$82.33    |
| SIGVTS42856L8CSTUN3DIM 4' LED  | 22/32/46 | 2,800/4,200/5,600   | 80  | 3500K/4000K/5000K | 19009619653 | \$113.33   |
| SIGVTS880130L8CSTUN3DIM 8' LED | 57/79/94 | 8,000/11,000/13,000 | 80  | 3500K/4000K/5000K | 19009619655 | \$186.67   |



coloniaelectric.com





**colonial** electric supply  
Since 1972...Powered by Excellence!

*Caséta*  
by **LUTRON**

# BUY LUTRON

## Dimmers

|   |         |
|---|---------|
| LUTAYCL153PHWH 1P&3WY 150<br>02755782600      | \$24.98 |
| LUTAYCL253PHWH 1P 3WY 120V<br>78427609016     | \$42.95 |
| LUTDVCL153PHWH SP 3WY CFL/LED<br>02755700332  | \$26.95 |
| LUTDVCL253PHWH 1P 3WY 120V<br>78427609204     | \$54.95 |
| LUTMACL153MHWH C-L DIMMER<br>78427601047      | \$34.97 |
| LUTMACLLFQHWH C-L FAN/LIGHT<br>78427623926    | \$54.95 |
| LUTSCL153PHWH SKYLARK CL DIMME<br>78427600886 | \$24.97 |
| LUTCTCL153PHWH CFL/LED DIMMER<br>02755700294  | \$24.97 |



02755782600



02755798432

## Sensors

|  |          |
|--|----------|
| LUTMSCLOP153MWH 1P 120V DIM<br>78427605484   | \$39.99  |
| LUTMSOPS6M2DVWH 1P OCC SENSOR<br>02755798432 | \$39.99  |
| LUTMSZ101WH OCC SENSO 0-10V<br>78427609984   | \$ 90.00 |
| LUTMSOPS5MHWH 1P SENSOR SWI<br>02755798388   | \$28.95  |

## Caséta

|   |          |
|---|----------|
| LUTDVFRBDG1D DIVA SMART DIMMER KIT<br>78427681340 | \$119.95 |
| LUTDVRFPKG1DWH SMART DIMMER<br>78427681697        | \$79.95  |
| LUTDVRFPKG1SWH SMART SWITCH<br>78427681696        | \$69.95  |
| LUTPJ2WP2BWH REMOTE/WALL KIT<br>78427681711       | \$29.95  |
| LUTPPKG1WSWH 3 WAY SWITCH KIT<br>78427680647      | \$64.95  |
| LUTPDIM3WAYWH CASETA 3 WAY KIT<br>78427680643     | \$69.95  |
| LUTPPKG1WWH IN WALL/PICO<br>78427607207           | \$69.95  |
| LUTPJ23BRLGWHL01 3 BUTTON RE<br>78427606778       | \$19.95  |
| LUTPDFSQNWH FAN SPEED CONTROL<br>78427626079      | \$64.95  |
| LUTPD15OUTBL OUTDOOR CASETA PLUG<br>78427628481   | \$79.95  |



78427680647



78427606778

Spend \$250 on any listed Lutron product in a single invoice, receive a free Diva Smart Dimmer Kit

# RECEIVE DIVA SMART

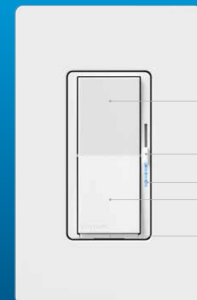


### LUTDVRFPKG1DWH SMART DIMMER

KIT INCLUDES: 1 DIVA SMART DIMMER, 1 PADDLE REMOTE, 1 CLARO WALLPLATE, AND 1 WALLPLATE ADAPTER

### How to redeem free Dimmer

1. Scan QR Code or go to <https://coloniaelectric.link/Lutron-Promo>
2. Fill out information Including Eligible Invoice
3. Wait 4-6 weeks after the conclusion of the Promo for your free product to ship.



Diva Smart Dimmer

- Easy, precise dimming with soft-glow light bar
- Works with existing wiring (no neutral required)

Promotion runs from June 1st through July 31st, 2024 or while supplies last. Colonial Electric Supply reserves the right to change or end this promotion at any time without prior notice. In the event of any ambiguity of any of the foregoing, the decision and interpretation thereof by Colonial Electric Supply will be final. Speak with your local Colonial Electric Supply Sales Representative or Branch Manager for more information.

